


UNIJOPLY INVESTMENTS COMPANY LIMITED


Admn Office: 1C, 1st Floor, Uma Enclave, Road No.9, Banjara Hills,
Hyderabad – 500 034 Ph: 040- 65881221

Statement Showing Shareholding Pattern								
Table (I)(a)								
Name of the Company: UNIJOPLY INVESTMENTS COMPANY LIMITED								
Quarter ended: 30th September, 2012								
Category code	Category of Shareholder	Number of Shareholders	Total number of shares	Number of shares held in dematerialized form	Total shareholding as a percentage of total number of shares		Shares Pledged or otherwise encumbered	
					As a percentage of (A+B) ¹	As a percentage of (A+B+C)	Number of shares	As a percentage (IX)=(VIII)/(IV)*100
(i)	(ii)	(iii)	(iv)	(v)	(vi)	(vii)	(viii)	(ix)
(A)	Shareholding of Promoter and Promoter Group ²							
1	Indian							
(a)	Individuals/ Hindu Undivided Family	9	105000	80000	52.50	52.50	0	0.00
(b)	Central Government/ State Government(s)				0.00	0.00		
(c)	Bodies Corporate	2	30000	30000	15.00	15.00	0	0.00
(d)	Financial Institutions/ Banks				0.00	0.00		
(e)	Any Others(Trust)	1	2943	2943	1.47	1.47		0.00
(e-i)					0.00	0.00		
(e-ii)					0.00	0.00		
	Sub Total(A)(1)	12	137943	112943	68.97	68.97	0	0.00
2	Foreign							
a	Individuals (Non-Residents Individuals/ Foreign Individuals)	1	10000	10000	5.00	5.00		
b	Bodies Corporate				0.00	0.00		
c	Institutions				0.00	0.00		
d	Any Others(Specify)				0.00	0.00		
d-i					0.00	0.00		
d-ii					0.00	0.00		
	Sub Total(A)(2)	1	10000	10000	5.00	5.00	0	
	Total Shareholding of Promoter and Promoter Group (A)= (A)(1)+(A)(2)	13	147943	122943	73.97	73.97	0	0.00
(B)	Public shareholding							
1	Institutions							
(a)	Mutual Funds/ UTI	0	0	0	0.00	0.00		
(b)	Financial Institutions/ Banks	0	0	0	0.00	0.00		
(c)	Central Government/ State Government(s)				0.00	0.00		
(d)	Venture Capital Funds				0.00	0.00		
(e)	Insurance Companies				0.00	0.00		
(f)	Foreign Institutional Investors	0	0	0	0.00	0.00		
(g)	Foreign Venture Capital Investors				0.00	0.00		
(h)	Any Other (specify)				0.00	0.00		
(h-i)					0.00	0.00		
(h-ii)					0.00	0.00		
	Sub-Total (B)(1)	0	0	0	0.00	0.00		
B 2	Non-institutions							
(a)	Bodies Corporate	0	0	0	0.00	0.00		
(b)	Individuals				0.00	0.00		
I	Individuals -i. Individual shareholders holding nominal share capital up to Rs 1 lakh	40	52057	30500	26.03	26.03		
II	ii. Individual shareholders holding nominal share capital in excess of Rs. 1 lakh.	0	0	0	0.00	0.00		
(c)	Any Other (NRIS)	0	0	0	0.00	0.00		
(c-i)	Directors and their relatives	0	0	0	0.00	0.00		
(c-ii)					0.00	0.00		
	Sub-Total (B)(2)	40	52057	30500	26.03	26.03		
	Total Public Shareholding (B)= (B)(1)+(B)(2)	40	52057	30500	26.03	26.03		
	TOTAL (A)+(B)	53	200000	153443	100.00	100.00		
(C)	Shares held by Custodians and against which Depository Receipts have been issued							
1	Promoter and Promoter Group					0.00		0.00
2	Public					0.00		0
	Sub-Total (C)	0	0	0		0.00	0	
	GRAND TOTAL (A)+(B)+(C)	53	200000	153443		100.00	0	0.00




Introductory sub-table (I)(a)

Name of the Company: UNIJOLLY INVESTMENTS COMPANY LIMITED			
Scrip Code, Name of the scrip, class of security: 503671, UNIJOLL, EQUITY SHARES			
Quarter ended: 30th September, 2012			
Partly paid-up shares:-	No. of partly paid-up shares	As a % of total no. of partly paid-up shares	As a % of total no. of shares of the company
Held by promoter/promoter group	0	0	0
Held by public	0	0	0
Total - D	0	0	0
Outstanding convertible securities:-	No. of outstanding securities	As a % of total no. of outstanding convertible securities	As a % of total no. of shares of the company, assuming full conversion of the convertible securities
Held by promoter/promoter group	0	0	0
Held by public	0	0	0
Total - E	0	0	0
Warrants:-	No. of warrants	As a % of total no. of warrants	As a % of total no. of shares of the company, assuming full conversion of warrants
Held by promoter/promoter group	0	0	0
Held by public	0	0	0
Total - F	0	0	0
Total paid-up capital of the company, assuming full conversion of warrants and convertible securities (Grand Total (A+B+C)+ D+E+F)		200000	100




(I)(c)(i) Statement showing holding of securities (including shares, warrants, convertible securities) of persons belonging to the category "Public" and holding more than 1% of the total number of shares as on 30th September, 2012

Sr. No.	Name of the shareholder	Number of shares	Shares as a percentage of total number of shares {i.e., Grand Total (A)+(B)+(C) indicated in Statement at para (I)(a) above}	Detail of warrants		Details of convertible securities		Total shares (including unerlying shares assuming full conversion of warrants and convertible securities as a % of diluted share capital)
				Number of warrants held	As a % total number of warrants of the same class	Number of convertible securities held	% w.r.t total number of convertible securities of the same class	
1	MOMMANENI RADHA	10000	5.00	0	0.00	0	0.00	5.00
2	RAM MOHAN MUMMANENI	10000	5.00	0	0.00	0	0.00	5.00
3	K.SATYAVATHI	10000	5.00	0	0.00	0	0.00	5.00
4	M.VIKRAM NARAYAN	10000	5.00	0	0.00	0	0.00	5.00
5	M.RADHA	10000	5.00	0	0.00	0	0.00	5.00
TOTAL		50000	25.00	0	0.00	0	0.00	25.00




(I)(c)(ii) Statement showing holding of securities (including shares, warrants, convertible securities) of persons (together with belonging to the category PAC) belonging to the category "Public" and holding more than 5% of the total number of shares as on 30th September, 2012

Sr. No.	Name of the shareholder	Number of shares	Shares as a percentage of total number of shares i.e., Grand Total (A)+(B)+(C) indicated in Statement at para (I)(a) above}	Detail of warrants		Details of convertible securities		Total shares (including unerlying shares assuming full conversion of warrants and convertible securities as a % of diluted share capital
				Number of warrants held	As a % total number of warrants of the same class	Number of convertible securities held	% w.r.t total number of convertible securities of the same class	
1	NIL			0	0.00	0	0.00	0.00
2				0	0.00	0	0.00	0.00
								0.00
								0.00
TOTAL		0	0.00	0	0.00	0	0.00	0.00



(I)(d) Statement showing details of locked-in shares as on 30th September, 2012

Sr. No.	Name of the shareholder	Number of locked-in shares	Locked-in shares as a percentage of total number of shares (i.e., Grand Total (A)+(B)+(C) indicated in Statement at para (I)(a) above}
1	NIL	0	0.00
2		0	0.00
3		0	0.00
4		0	0.00
			0.00
			0.00
TOTAL		0	0.00



(II)(a) Statement showing details of Depository Receipts (DRs) as on 30th September, 2012

Sr. No.	Type of outstanding DR (ADRs, GDRs, SDRs, etc.)	Number of outstanding DRs	Number of shares underlying outstanding DRs	Shares underlying outstanding DRs as a percentage of total number of shares {i.e., Grand Total (A)+(B)+(C) indicated in Statement at para (I)(a) above}
1				0.00
2				0.00
3				0.00
4				0.00
5	NIL	NIL	0	0.00
6				0.00
7				0.00
8				0.00
9				0.00
				0.00
				0.00
TOTAL		0	0	0.00



